

Webelos Workbook

Introduction

This workbook was compiled using the “Cub Scout Webelos Book”. A problem with the Webelos program is that there is a lot to keep track of, but no single place to keep everything organized, accurate and up to date.

One thing to remember, this workbook is only a guideline and offers the scout a place to write down his thoughts, ideas and answers. Please refer to the “Webelos Scout book” when signing off on the requirements, if there is any doubt. If the book says “tell”, then the scout only needs to tell his story, this work book will serve as a place for him to put down his thoughts. If the book says “list” or “write” then this workbook is designed to provide a place to do this.

There are many ways to use this workbook to support the Webelos den program. The Webelos program strongly encourages the activities to be den based. It is the call of the Webelos den leader whether a boy may work on activities by himself or if the entire den will work on the activities together. Before doing a lot of work on activity badges please talk with your den leader.

The point of the Webelos program is not to earn all twenty badges. If you participate in day camp and/or resident camp and district and council Webelos activities it will be relatively easy to earn all twenty badges. But the focus of your time as a Webelos should be on having fun and learning as much as possible about each badge subject. If you race through each badge just doing the bare minimum necessary you will not have done your best.

There are two keys to making the Webelos program something meaningful:

1. You, the Webelos Scout, should always do your best to learn the badge subject, even if this means going beyond the requirements listed in your Webelos book.
2. You, the Webelos Scout, should have fun.

Brian Smith
Webelos Day Camp Program Director, 1999

<i>Activity Badge Score Card</i>	4
<i>Physical Group</i>	7
Aquanaut Badge.....	8
Athlete Badge.....	10
Fitness Badge	12
Sportsman Badge	14
<i>Mental Group</i>	15
Artist Badge	16
Scholar Badge.....	18
Showman Badge	20
Traveler Badge	24
<i>Community Group</i>	26
Citizen Badge.....	27
Communicator Badge	32
Family Member Badge	34
Readyman Badge.....	37
<i>Technology Group</i>	40
Craftsman Badge.....	41
Engineer Badge	43
Handyman Badge.....	45
Scientist Badge.....	47
<i>Outdoor Group</i>	49
Forester Badge.....	50
Geologist Badge	52
Naturalist Badge.....	54
Outdoorsman Badge	56

Activity Badge Score Card

Scout Name: _____

Badge	Date Complete	# to do																				# to do																			
Aquanaut		All	1	2																		3	3	4	5	6	7	8													
Artist		5	1	2	3	4	5	6	7	8												X																			
Athlete		All	1	2																		5	3	4	5	6	7	8	9												
Citizen (2)		All	1	2	3	4	5	6	7												2	8	9	1	1	1	1	1	1	1	1	1	1	1	1	1	1	1	1		
Communicator		7	1	2	3	4	5	6	7	8	9	1	1	1	1	1	1					X																			
Craftsman		4	1	2	3	4																X																			
Engineer		5	1	2	3	4	5	6	7	8	9	1										X																			
Family Member		All	1	2	3	4	5	6														2	7	8	9	1	1	1	1												
Fitness (1)		6	1	2	3	4	5	6	7													X																			
Forester		5	1	2	3	4	5	6	7	8	9	1																													
Geologist		5	1	2	3	4	5	6	7													X																			
Handyman		6	1	2	3	4	5	6	7	8	9	1	1	1	1	1	1					X																			
Naturalist		4	1	2	3	4	5	6	7	8												X																			
Outdoorsman		5	1	2	3	4	5	6	7	8												X																			
Readyman (2)		All	1	2	3	4	5	6														2	7	8	9	1	1	1	1												
Scholar		3	1	2	3	4																2	5	6	7	8	9														
Scientist		3	1	2	3																	6	4	5	6	7	8	9	1	1	1	1	1	1	1	1	1	1	1	1	
Showman																						X																			
- Puppetry		4	1	2	3	4	5	6														X																			
- Music		4	1	2	3	4	5	6	7													X																			
- Drama		4	1	2	3	4	5	6	7	8												X																			
Sportsman		All	1	2	3	4																X																			
Traveler		5	1	2	3	4	5	6	7													X																			

- (1) Fitness is required to earn Webelos rank
- (2) Citizen and Readyman are required for the Arrow of Light.

Knowing Boy Scout items is required for the Webelos Badge. As Webelos you are still cub scouts and should continue to use the Cub Scout promise, etc... But it is now time for you to learn, and when appropriate use, these:

The Scout Oath:

On my honor I will do my best
To do my duty to god and my Country
And to obey the scout law:
To help other people at all times;
To keep myself physically strong,
Mentally awake, and morally straight.

The Scout Law:

A scout is
Trustworthy, Loyal, helpful,
Friendly, Courteous, Kind,
Obedient, Cheerful, Thrifty,
Brave, Clean and Reverent.

The Scout Motto:

Be Prepared.

The Scout Slogan:

Do a good turn daily

The Outdoor Code:

As an American, I will do my best to
Be clean in my outdoor manners,
Be careful with fire,
Be considerate in the outdoors
And be conservation minded.

Webelos Badge Requirements

Approved by:

1. Have an adult member of your family read the Webelos Scout Parent Guide that comes with your Webelos book (pages 444-460)

2. Be an active member of your Webelos den for three months (Active Means having good attendance, paying den dues, working on den Projects.)

3. Know and explain the meaning of the Webelos badge.

4. Point out the three special parts of the Webelos Scout uniform. Tell when to wear the uniform and when not to wear it.

5. Earn the Fitness activity badge and two other activity badges from Different activity badge groups.

6. Plan and lead a flag ceremony in your den.

7. Show that you know and understand the requirements to be a Boy Scout.
 - Understand and intent to live by the:
 - Scout Oath
 - Scout Law
 - Scout Motto
 - Scout Slogan
 - Know the following and when to use them:
 - Scout Salute
 - Scout Sign
 - Scout handclasp
 - Understand and agree to follow the Outdoor code.
8. Complete one of the following:
 - a. Earn the religious emblem of your faith. _____
 - b. Do two of these:
 - Attend the church, synagogue, mosque, or other

Physical Group





Name: _____

Do **Both** of These:

1. Jump into Water over your head. Level off and swim 100 feet, at least half of this using the elementary backstroke. _____
Leader Aprvl.
2. Stay in the water after the swim and float on you back in a resting position with as little motion as possible for one minute. _____
Leader Aprvl.

And Do **Three** of These:

3. Do a surface dive and swim under water for two strokes before coming up. _____
Leader Aprvl.

4. Swim on the surfaces for 50 feet while properly using a mask, fins, and a snorkel. _____
Leader Aprvl.

5. Demonstrate three basic water rescue methods. _____
Leader Aprvl.

Demonstrate reaching and throwing. _____
Leader Aprvl.

Describe going with support. _____
Leader Aprvl.

6. Know the rules of small boat safety.
Show that you know how to handle a rowboat. _____
Leader Aprvl.

7. Put on a personal floatation device (PFD) that is the right size for you. Make sure it is properly fastened. Wearing the PFD, jump into water over your head. Show how the PFD keeps your head above water by swimming 25 feet. Get out of the water, remove the PFD, and hang it where it will dry. While you are a Webelos Scout, earn the Cub Scout Sports belt loop for swimming.

The Webelos Scout has completed all the requirements for this badge:

(Counselor or) Webelos Den Leader / Date



Athlete Badge

Name: _____

Do **Both** of These:

1. Explain what it means to be physically healthy.

(Leader Aprvl)

2. While you are Webelos Scout, earn the Cub Scout Sports Pin for physical fitness.

Date Points TPD* Date Points TPD* Date Points TPD* Date Points TPD*

Date	Points	TPD*	Date	Points	TPD*	Date	Points	TPD*	Date	Points	TPD*

*Total Points to date

(Leader Aprvl)

And do **Five** of These:

3. Lie on your back. Have another person hold your feet to the floor and do 30 curl-ups.

(Leader Aprvl)

4. Do two pull-ups on a bar.

(Leader Aprvl)

5. Do eight push-ups from the ground or floor.

(Leader Aprvl)

6. Do a standing long jump of at least 5 feet.

(Leader Aprvl)

7. Do a vertical jump and reach of at least 9 inches.

(Leader Aprvl)

8. Do a 50-yard dash in 8.2 seconds or less.

(Leader Aprvl)

9. Do a 600-yard run (or walk) in 2 minutes 45 seconds or less.

(Leader Aprvl)

Test	1	2	3	4	5
Date	_____	_____	_____	_____	_____
Curl-ups	_____	_____	_____	_____	_____
Pull-ups	_____	_____	_____	_____	_____
Standing Long Jump	_____	_____	_____	_____	_____
Jump & Reach	_____	_____	_____	_____	_____
50 yard Dash	_____	_____	_____	_____	_____
600 yd Run	_____	_____	_____	_____	_____

The Webelos Scout has completed all the requirements for this badge:

(Counselor or) Webelos Den Leader / Date



Fitness Badge

Name: _____

Do **Six** of These:

1. With a parent or other adult family member, complete a safety notebook, which is discussed in the booklet “*How to Protect Your Children from Child Abuse*” that comes with your Webelos book.

(Leader Aprvl)

2. Read the meal planning information in this chapter. With a parent or other family member, plan a week of meals. Explain what kinds of meals are best for you and why.

	Breakfast	Lunch	Dinner
MONDAY:	_____	_____	_____
	_____	_____	_____
TUESDAY:	_____	_____	_____
	_____	_____	_____
WEDNESDAY:	_____	_____	_____
	_____	_____	_____
THURSDAY:	_____	_____	_____
	_____	_____	_____
FRIDAY:	_____	_____	_____
	_____	_____	_____
SATURDAY:	_____	_____	_____
	_____	_____	_____
SUNDAY:	_____	_____	_____
	_____	_____	_____

(Leader Aprvl)

3. Keep a record of your daily meals and snacks for a week. Decide whether you have been eating foods that are good for you.

Is your diet balanced? _____

MONDAY:	_____
TUESDAY:	_____
WEDNESDAY:	_____

THURSDAY: _____
FRIDAY: _____
SATURDAY: _____
SUNDAY: _____

(Leader Aprvl)

4. Tell an adult member of your family about the bad effects smoking or chewing tobacco would have on your body.

(Leader Aprvl)

5. Tell an adult member of your family four reasons why you should not use alcohol and how it could affect you.

(Leader Aprvl)

6. Tell an adult member of your family what drugs could do to your body and how they would affect your ability to think clearly.

(Leader Aprvl)

7. Read the booklet "*Don't be Tricked by Drugs: A Deadly Game!*" Discuss it with an adult and show that you understand the material.

(Leader Aprvl)

The Webelos Scout has completed all the requirements for this badge:

(Counselor or) Webelos Den Leader / Date



Sportsman Badge

Name: _____

Do **All** of These:

1. Show the signals used by officials in one of these sports: Football, Basketball, Baseball, Soccer, or Hockey.

(Leader Aprvl)

2. Explain what good sportsmanship means.

(Leader Aprvl)

3. While you are a Webelos Scout, earn Cub Scout Sports belt loops for two individual sports

Archery _____	Badminton _____	Bicycling _____
Bowling _____	Fishing _____	Golf _____
Gymnastics _____	Marbles _____	Phys Fit _____
Skating _____	Skiing _____	Swimming _____
Table Tennis _____	Tennis _____	BB guns _____

(Leader Aprvl)

4. While you are a Webelos Scout, earn Cub Scout Sports belt loops for two team sports

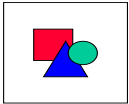
Baseball _____	Basketball _____
Soccer _____	Softball _____
Volleyball _____	Ultimate _____


(Leader Aprvl)

The Webelos Scout has completed all the requirements for this badge:

(Counselor or) Webelos Den Leader / Date

Mental Group





Artist Badge

Name: _____

Do **Five** of These

1. Draw or paint an original picture, using the art materials you prefer. Frame the picture for your room or home.

(Leader Aprvl)

2. List the primary and secondary colors.

Primary Colors

Secondary Colors

Explain what happens when you combine colors:

(Leader Aprvl)

3. Using a computer, make six original designs using straight lines, curved lines, or both.

(Leader Aprvl)

4. Draw a profile of a member of your family.

(Leader Aprvl)

5. Use clay to sculpt a simple subject.

(Leader Aprvl)

6. Make a mobile, using your choice of materials.

(Leader Aprvl)

7. Make an art construction, using your choice of materials.

(Leader Aprvl)

8. Create a collage that expresses something about yourself.

(Leader Aprvl)

The Webelos Scout has completed all the requirements for this badge:

(Counselor or) Webelos Den Leader / Date



Scholar Badge

Name: _____

Do **Three** of These:

1. Have a good record in attendance, behavior, and grades at school.

(Leader Aprvl)

2. Take an active part in a school activity or service.

(Leader Aprvl)

3. Discuss with your teacher or principal the value of having an education.

(Leader Aprvl)

4. List in writing some important things you can do now because of what you've learned in school.

1. _____
2. _____
3. _____
4. _____
5. _____

(Leader Aprvl)

And do **Three** of These:

5. Trace through history the different kinds of schools. Tell how our present public school system grew out of these early schools.

(Leader Aprvl)

6. Make a chart showing how your school system is run.

(Leader Aprvl)

7. Ask a parent and five other grown-ups these questions:

- What do you think are the best things about my school?
- What are its main problems?

My Parent's Answer: _____

1) Mr/Mrs _____ answer's were: _____

2) Mr/Mrs _____ answer's were: _____

3) Mr/Mrs _____ answer's were: _____

4) Mr/Mrs _____ answer's were: _____

5) Mr/Mrs _____ answer's were: _____

(Leader Aprvl)

8. List and explain some of the full-time positions in the education field.

(Leader Aprvl)

9. Help another student with schoolwork. Tell what you did to help.
I helped _____ with school work. We worked on:

(Leader Aprvl)

The Webelos Scout has completed all the requirements for this badge:

(Counselor or) Webelos Den Leader / Date



Showman Badge

Name: _____

The showman badge has three parts: Puppetry, Music, and Drama. Do the requirements for at least one of them.

FOR PUPPETRY / Do Four of These:

1. Write a puppet play about one of your Webelos den activities or a subject of your choice.

(Leader Aprvl)
2. Make a set of puppets or marionettes for the play you have written or for another play.

(Leader Aprvl)
3. Build a simple stage for marionettes or puppets.

(Leader Aprvl)
4. Alone or with the help of others, put on a puppet show for your den or pack.

(Leader Aprvl)
5. Make a set of four paper bag puppets for a singing group. With the help of three other den members, sing a song with your puppets as the performers.

(Leader Aprvl)
6. There are sock, stick, and finger puppets. There are paper bags and marionettes. Explain their differences and show any puppets you have made for this badge.

(Leader Aprvl)

For Music / Do Four of These:

1. Play four tunes on any band or orchestra instruments. Read these from music.
 The four tunes I read from and played were:
 1: _____
 2: _____
 3: _____

4: _____

(Leader Aprvl)

2. Sing two songs alone or with a group.

The two tunes were:

1: _____

2: _____

(Leader Aprvl)

3. Make a collection of three or more records, tapes, or compact discs. Tell what you like about each one.

Item 1 is: _____

I like it because: _____

Item 2 is: _____

I like it because: _____

Item 3 is: _____

I like it because: _____

(Leader Aprvl)

4. Tell what folk music is. Hum, sing, or play a folk tune on a musical instrument.

(Leader Aprvl)

5. Name three American composers. Name of famous work of each.

1. _____ was/is an American Composer.
He/She wrote _____ (and _____)

2. _____ was/is an American Composer.
He/She wrote _____ (and _____)

3. _____ was/is an American Composer.
He/She wrote _____ (and _____)

(Leader Aprvl)

6. In the space below draw a staff.

Draw on it a clef, with a sharp, flat, natural, note, and the rest.

A clef is used for: _____

A sharp is used for: _____

A flat is used for: _____

A natural is used for: _____

A note is used for: _____

A rest is used for: _____

(Leader Aprvl)

7. Show the difference between $2/4$, $3/4$, and $4/4$ time by beating time or playing an instrument.

(Leader Aprvl)

For Drama do four of these:

1. Give a monologue (a talk) on a patriotic, humorous, or holiday subject or another subject of your choice. You might want to write down some of your thoughts:

(Leader Aprvl)

2. Attend a play. Describe the story. Tell what you liked about it.

The play I attended was: _____

It was about: _____

What I like the most about it: _____

(Leader Aprvl)

3. Read a play. Make a model stage setting for one of the acts.

The play I read was: _____

My Model stage is for Act _____. It is a scene of: _____

(Leader Aprvl)

4. Write, put on, and take part in a one-act play.

(Leader Aprvl)

5. Make a list of stage directions. Tell what they mean.

(Leader Aprvl)

6. Describe a theater-in-the-round.

What are the good points?

What are the bad points?

(Leader Aprvl)

7. Explain the differences between a grand opera and a light opera.

- Explain the difference between a musical and a play.

(Leader Aprvl)

8. Read about William Shakespeare. Draw a picture of his Globe Theater.

(Leader Aprvl)

The Webelos Scout has completed all the requirements for this badge:

(Counselor or) Webelos Den Leader / Date



Traveler Badge

Name: _____

Do **Five** of These:

1. Get a map or timetable from a railroad, bus line, airline, subway, or light rail. The line should serve the place where you live or near where you live. Look up some places it goes.

Here are some places:

- | | |
|----------|----------|
| 1. _____ | 4. _____ |
| 2. _____ | 5. _____ |
| 3. _____ | 6. _____ |

(Leader Aprvl)

2. Use a timetable to plan a trip from your home to a city in another state by railroad, bus, airline or ferry.

(Leader Aprvl)

3. With your parent or guardian, take a trip to a place that interests you. Go by car, bus, boat, train or plane.

We Went to _____ and traveled by _____.

(Leader Aprvl)

4. Figure out what it costs per mile for a trip you have taken in requirement 3.

Total cost to get there: _____

Number of Miles _____

Cost per mile (cost/Miles) : _____

(Leader Aprvl)

5. List four nearby trips you would like to take with your parents or guardian. Layout the trips on a highway map. Using the map, act as navigator on one of these trips. It should start at your home, be at least 25 miles long, and have six or more turns.

1. _____

2. _____

3. _____

4. _____

We Went on Trip Number: _____

(Leader Aprvl)

6. Pack a suitcase for a trip.

(Leader Aprvl)

7. Check the first aid kit in the family car to see if it contains what is needed.

List some of the things you found in the kit:


Is this first aid kit complete ?_____. If not what would
You add to it to make it complete:

(Leader Aprvl)

The Webelos Scout has completed all the requirements for this badge:

(Counselor or) Webelos Den Leader / Date

Community Group





Citizen Badge

Name: _____

Do **All** of These:

1. Know the names of the president and vice president of the United States. Know the names of the governor of your state and the head of your local government.

President: _____

Vice President: _____

Governor of TX _____

Head of your local government and their title:

PERSON	TITLE
--------	-------

_____	_____
-------	-------

_____	_____
-------	-------

(Leader Aprvl)

2. Describe the flag of the United States and give a short history of it.

(Leader Aprvl)

With the help of another Webelos Scout do the following:

Show how to hoist and lower the flag

(Leader Aprvl)

Hang the flag horizontally on a wall

(Leader Aprvl)

Hang the flag vertically on a wall

(Leader Aprvl)

Fold the flag properly

(Leader Aprvl)

3. Explain why you should respect your country's flag.

Tell some of the special days you should fly it.

- | | |
|----------|----------|
| A. _____ | E. _____ |
| B. _____ | F. _____ |
| C. _____ | G. _____ |
| D. _____ | H. _____ |

Tell when to salute the flag and show how to do it.

(Leader Aprvl)

4. Repeat the Pledge of Allegiance from memory. Explain its meanings in your own words.

(Leader Aprvl)

Lead your Webelos den in reciting the pledge.

(Leader Aprvl)

5. Tell how our national anthem was written.

(Leader Aprvl)

6. Explain the rights and duties of a citizen of the United States.

Explain what a citizen should do to save our natural resources.

(Leader Aprvl)

7. Alone or with your Webelos den, do a special Good Turn. Help your church or other religious organization, school, neighborhood, or town. Tell what you did.

(Leader Aprvl)

8. Tell about two things you can do that will help law enforcement agencies.

Item 1: _____

Item 2: _____

(Leader Aprvl)

9. Visit a community leader. Learn about the duties of the job or office. Tell the members of your Webelos den what you have learned.

(Leader Aprvl)

10. Write a short store of not less than 50 words about a former U.S. president or some other great American man or woman. Give a report on this to your Webelos den.

(Leader Aprvl)

11. Tell about another boy you think is a good citizen. Tell what he does that makes you think he is a good citizen.

(Leader Aprvl)

12. List the names of the three people you think are good citizens. They can be from any country. Tell why you chose each of them.

Person 1: _____

Person 2 _____

Person 3 _____

(Leader Aprvl)

13. Tell why we have laws. Tell why you think it is important to obey the law. Tell about three laws you obeyed this week.

Why we have laws: _____

Three laws I obeyed:

1: _____

2: _____

3: _____

(Leader Aprvl)

14. Tell why we have government. Explain some ways your family helps pay for government.

(Leader Aprvl)

15. List four ways in which your country helps or works with other nations.

- 1: _____
- 2: _____
- 3: _____
- 4: _____

(Leader Aprvl)

16. Name three organizations, not churches or other religious organizations, in your area that help people. Tell something about what one of these organizations does.

- 1: _____

- 2: _____

- 3: _____

(Leader Aprvl)

The Webelos Scout has completed all the requirements for this badge:

(Counselor or) Webelos Den Leader Date



Communicator Badge

Name: _____

Do **Seven** of These:

1. Play the Body Language Game with your den.

(Leader Aprvl)

2. Prepare and give a three-minute talk to your den on a subject of your choice.
You may want to list some main ideas of your talk here:

(Leader Aprvl)

3. Invent a sign language or a picture writing language and use it to tell someone a story.

(Leader Aprvl)

4. Identify and discuss with your den as many different methods of communications as you can (at least six different methods).

1. _____
2. _____
3. _____
4. _____
5. _____
6. _____

(Leader Aprvl)

5. Invent your own den secret code and send one of your den members a secret message.

(Leader Aprvl)

6. With your den, visit a library and talk to a librarian. Learn how books are cataloged to make them easy to find.

(Leader Aprvl)

7. Visit the newsroom of a newspaper or a radio or television station and find out how they receive information.

(Leader Aprvl)

8. Write an article about a den activity for your pack newsletter or local newspaper.

(Leader Aprvl)

9. Invite a person with a visual, speaking, or hearing impairment to visit your den. Ask about the special ways he or she communicates. Discover how well you can communicate with him or her.

(Leader Aprvl)

10. Use a personal computer to write a letter to a friend or relative. Create your letter, check it for grammar and spelling, and save it to either a hard drive or a diskette. Print it.

(Leader Aprvl)

11. Under the supervision of a parent or adult, search the Internet and connect to five Web sites that interest you. Exchange e-mail with a friend or relative.

(Leader Aprvl)

12. Earn the Academics belt loop for Computers.

(Leader Aprvl)

13. Earn the Academics belt loop for Communicating.

(Leader Aprvl)

14. Find out about jobs in communications. Tell your den what you learn.

(Leader Aprvl)

The Webelos Scout has completed all the requirements for this badge:

(Counselor or) Webelos Den Leader / Date



Family Member Badge

Name: _____

Do **All** of these:

1. Tell what is meant by family, duty to family, and family meetings.

(Leader Aprvl)

2. Make a chart showing the jobs you and other family members have at home.
Talk with your family about other jobs you can do for the next two months.

My Jobs

My Guardian(s)

_____	_____
_____	_____
_____	_____
_____	_____
_____	_____
_____	_____

Other Family Members:

Name:

_____	_____	_____
_____	_____	_____
_____	_____	_____
_____	_____	_____
_____	_____	_____
_____	_____	_____

(Leader Aprvl)

3. Inspect your home and surroundings.
Make a list of hazards or lack of security that you find.

Correct one problem that you found and tell what you did.

(Leader Aprvl)

4. Explain why garbage and trash must be disposed of properly.

(Leader Aprvl)

5. Make a list of some things for which your family spends money. Tell how you can help your family save money.

(Leader Aprvl)

6. Plan your own budget for 30 days. Keep track of your daily expenses for seven days.

(Leader Aprvl)

And do **Two** of These:

7. Prepare a family energy-saving plan. Tell the things you did to carry it out.

(Leader Aprvl)

8. Tell what your family does for fun.

1	_____	5	_____
2	_____	6	_____
3	_____	7	_____
4	_____	8	_____

(Leader Aprvl)

Make a list of fun things your family might do for little cost.

1	_____	5	_____
2	_____	6	_____
3	_____	7	_____
4	_____	8	_____

(Leader Aprvl)

Do one of them with a member of your family.

We did item # _____

(Leader Aprvl)

9. Learn how to clean your home properly . Help do it for one month with adult supervision.

(Leader Aprvl)

10. Show that you know how to look after your clothes. With adult supervision, help at least twice with the family laundry.

(Leader Aprvl)

11. With adult supervision, help plan the meals for your family for at least one week. Help buy the food and help prepare at least three meals for your family.

(Leader Aprvl)

12. Take part in at least four family meetings and help make decisions. The meetings might involve plans for family activities, or they might be about serious topics that your parents want you to know about.


I helped decided the following:

- 1 _____
- 2 _____
- 3 _____
- 4 _____

(Leader Aprvl)

The Webelos Scout has completed all the requirements for this badge:

(Counselor or) Webelos Den Leader / Date



Readyman Badge

Name: _____

Do **All** of These:

1. Explain what first aid is. Tell what you should do after an accident.

(Leader Aprvl)

2. Explain how you can get help quickly if there is an emergency in your home. Make a "help list" of people or agencies that can help if you need it. Post it near a phone or other place with easy access.

(Leader Aprvl)

3. Show what to do for these "hurry cases":

- Serious bleeding

(Leader Aprvl)

- Stopped breathing

(Leader Aprvl)

- Internal poisoning

(Leader Aprvl)

- Heart attack

(Leader Aprvl)

4. Show how to treat shock.

(Leader Aprvl)

5. Show first aid for the following:

- Cuts and scratches

(Leader Aprvl)

- Burns and scalds

(Leader Aprvl)

- Choking

(Leader Aprvl)

6. Tell what steps must be taken for a safe swim with your Webelos den, pack, family, or other group. Explain the reasons for the buddy system.

(Leader Aprvl)

And Do **Two** of These:

7. Explain six safety rules you should follow when driving a bicycle.

1 _____
2 _____
3 _____
4 _____
5 _____
6 _____

(Leader Aprvl)

8. Make a home fire escape plan for your family.

(Leader Aprvl)

9. Explain how to use each item in a first aid kit.

(Leader Aprvl)

10. Tell where accidents are most likely to happen inside and around your home.

(Leader Aprvl)

11. Explain six safety rules you should remember when riding a car.

1 _____
2 _____
3 _____
4 _____

5 _____
6 _____

(Leader Aprvl)

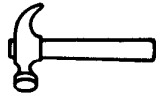
12. Attend a first aid demonstration at a Boy Scout troop meeting, a Red Cross center, or other place.

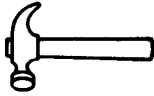
(Leader Aprvl)

The Webelos Scout has completed all the requirements for this badge:

(Counselor or) Webelos

Technology Group





Craftsman Badge

Name: _____

Do **All** of These:

1. Explain how to safely handle the tools that you will use for this activity badge.

(Leader Aprvl)

2. With adult supervision and using hand tools, construct **two** different wooden objects you and your Webelos den leader agree on, such as the items listed below. Use a coping saw or jigsaw for these projects. Put them together with glue, nails, or screws. Paint or stain them.

- | | |
|----------------------------|------------------------------------|
| Book Rack _____ | Napkin Holder _____ |
| Shelf _____ | Animal cutouts _____ |
| Bulletin Board _____ | Garden tool rack _____ |
| Weather Vane _____ | Lid Holder _____ |
| Tie Rack _____ | Mailbox _____ |
| Letter Holder _____ | Birdhouse _____ |
| Notepad Holder _____ | Desk Name plate _____ |
| Toolbox _____ | Letter, bill & pencil holder _____ |
| Towel Rack _____ | Bread Box _____ |
| Recipe Holder _____ | Key Rack _____ |
| Lamp Stand _____ | Measuring cup rack _____ |
| Kitchen Knife rack _____ | Measuring spoon rack _____ |
| Kitchen Utensil rack _____ | Other (_____) _____ |
| Other (_____) _____ | |

(Leader Aprvl)

3. Make a display stand or box to be used to display a model or an award. Or make a frame for a photo or painting. Use suitable material.

(Leader Aprvl)

4. Make **four** useful items using materials other than wood that you and your Webelos den leader agree on, such as clay, plastic, leather, metal, paper, rubber, or rope. These should be challenging items and must involve several operations.

1. _____
2. _____
3. _____
4. _____

(Leader Aprvl)

Technology Group

The Webelos Scout has completed all the requirements for this badge:

(Counselor or) Webelos Den Leader / Date



Engineer Badge

Name: _____

Do **Five** of These:

1. List 10 different things engineers do.

- | | |
|----------|-----------|
| 1. _____ | 6. _____ |
| 2. _____ | 7. _____ |
| 3. _____ | 8. _____ |
| 4. _____ | 9. _____ |
| 5. _____ | 10. _____ |

(Leader Aprvl)

2. Visit a construction site. Look at a set of plans. Tell your Webelos den leader about these. (Get permission before you visit).

(Leader Aprvl)

3. Visit a civil engineer to understand how to measure the length of a property line. Explain how property lines are determined.

(Leader Aprvl)

4. Tell about how electricity is generated and then gets to your home.

(Leader Aprvl)

5. Construct a simple working electrical circuit using a flashlight battery, a switch, and a light.

(Leader Aprvl)

6. Make drawings of three kinds of bridges and explain their differences. Construct a model bridge of your choice.

(Leader Aprvl)

7. Make a block and tackle and show how it works.

(Leader Aprvl)

8. Build a catapult and show how it works.

(Leader Aprvl)

9. Draw a floor plan of your house. Include doors, windows and stairways.

(Leader Aprvl)

10. Explain how engineers use computers.

(Leader Aprvl)

The Webelos Scout has completed all the requirements for this badge:

(Counselor or) Webelos Den Leader / Date



Handyman Badge

Name: _____

Do **Six** of These:

1. With adult supervision, wash a car.

(Leader Aprvl)
2. Help an adult change a tire on a car.

(Leader Aprvl)
3. With adult supervision, replace a bulb in the taillight, turn signal, or parking light or replace a headlight on a car.

(Leader Aprvl)
4. With adult supervision, show how to check the oil level and tire pressure of a car.

(Leader Aprvl)
5. Make a repair to a bicycle, such as tightening the chain, fixing a flat tire, or adjusting the seat or handlebars.

(Leader Aprvl)
6. Properly lubricate the chain on a bicycle.

(Leader Aprvl)
7. Properly inflate the tires on a bicycle.

(Leader Aprvl)
8. Replace a light bulb in a fixture or a lamp.

(Leader Aprvl)
9. With adult supervision, arrange a storage area for household cleaners and other dangerous materials where small children cannot get them.

(Leader Aprvl)
10. Build a sawhorse or stool to be used around your home.

(Leader Aprvl)
11. Help take care of the lawn.

(Leader Aprvl)
12. Arrange a storage area for hand tools or lawn and garden tools.

13. Clean and properly store hand tools or lawn and garden tools in their storage areas. _____
(Leader Aprvl)

14. Mark hand tools or lawn and garden tools for identification. _____
(Leader Aprvl)

(Leader Aprvl)

The Webelos Scout has completed all the requirements for this badge:

(Counselor or) Webelos Den Leader / Date



Scientist Badge

Name: _____

Do **All** of These:

- 1. Read Bernoulli’s principle. Show how it works.

(Leader Aprvl)

- 2. Read Pascal’s law. Tell about some inventions that use Pascal’s law.

(Leader Aprvl)

- 3. Read Newton’s first law of motion. Show in three different ways how inertia works.

(Leader Aprvl)

And Do **Six** of These:

- 4. Show the effects of atmospheric pressure.

(Leader Aprvl)

- 5. Show the effects of air pressure.

(Leader Aprvl)

- 6. Show the effects of water pressure. This may be combined with atmospheric pressure or with air pressure.

(Leader Aprvl)

- 7. Build and launch a model rocket with adult supervision.

(Leader Aprvl)

- 8. Explain what causes fog. Show how this works.

(Leader Aprvl)

- 9. Explain how crystals are formed. Make some.

(Leader Aprvl)
10. Explain how you use your center of gravity to keep your balance. Show three different balancing tricks.

(Leader Aprvl)
11. Show in three different ways how your eyes work together.

(Leader Aprvl)
12. Show what is meant by an optical illusion.

(Leader Aprvl)

The Webelos Scout has completed all the requirements for this badge:

(Counselor or) Webelos

Outdoor Group





Forester Badge

Name: _____

Do **Five** of These:

1. Make a map of the United States. Show the types of forests growing in different parts of the country. Name some kinds of trees that grow in these forests. For each type of forest, give one or more examples of uses of the wood of its trees.

(Leader Aprvl)

2. Draw a picture to show the plant and tree layers of a forest in your area. Label the different layers. (If you don't live in an area that has forests, choose an area that does and draw a picture of that forest.)

(Leader Aprvl)

3. Identify six forest trees common to the area where you live. Tell how both wildlife and humans use them. (If you don't live in a region that has forests, read about one type of forest and name six of its trees and their uses.)

Tree 1. _____ . Is used for: _____

Tree 2. _____ . Is used for: _____

Tree 3. _____ . Is used for: _____

Tree 4. _____ . Is used for: _____

Tree 5. _____ . Is used for: _____

Tree 6. _____ . Is used for: _____

(Leader Aprvl)

4. Identify six forest plants (other than trees) that are useful to wildlife. Tell which animals use them for what purposes.

plant 1. _____ . Is used for: _____

plant 2. _____ . Is used for: _____

plant 3. _____ . Is used for: _____

plant 4. _____ . Is used for: _____

plant 5. _____ . Is used for: _____

plant 6. _____ . Is used for: _____

(Leader Aprvl)

5. Draw a picture showing:

- How water and minerals in the soil help a tree grow
- How the tree uses sunlight to help it grow

(Leader Aprvl)

6. Make a poster showing how a tree's growth rings tell its life history.

(Leader Aprvl)

7. Collect pieces of three kinds of wood used for building houses.

(Leader Aprvl)

8. Plant 20 forest tree seedlings. Tell how you planted them and what you did to take care of them after planting.

(Leader Aprvl)

9. Describe the harm wildfires can cause. Tell how you can help prevent wildfires.

(Leader Aprvl)

10. Draw your own urban forestry plan for adding trees to a street, yard, or park near your home. Show what types of trees you would like to see planted.

(Leader Aprvl)

The Webelos Scout has completed all the requirements for this badge:

(Counselor or) Webelos Den Leader / Date



Geologist Badge

Name: _____

Do **Five** of These:

1. Collect five geologic specimens that have important uses.

1. _____
2. _____
3. _____
4. _____
5. _____

(Leader Aprvl)

2. Rocks and minerals are used in metals, glass, jewelry, road-building products, and fertilizer. Give examples of minerals used in these products.

Metals: _____

Glass: _____

Jewelry: _____

Road- building: _____

Fertilizer: _____

(Leader Aprvl)

3. Make a scale of mineral hardness for objects found at home. Show how to use the scale by finding the relative hardness of three samples.

Sample 1: _____ Hardness: _____

Sample 2: _____ Hardness: _____

Sample 3: _____ Hardness: _____

(Leader Aprvl)

4. List some of the geologic materials used in building your home.

- | | |
|----------|----------|
| 1. _____ | 4. _____ |
| 2. _____ | 5. _____ |
| 3. _____ | 6. _____ |

(Leader Aprvl)

5. Make a drawing that shows the cause of a volcano, a geyser, or an earthquake.

(Leader Aprvl)

6. Explain one way in which mountains are formed.

(Leader Aprvl)

7. Describe what a fossil is.

How is it used to tell how old a formation is?

Find two examples of fossils in your area.

(Leader Aprvl)

The Webelos Scout has completed all the requirements for this badge:

(Counselor or) Webelos Den Leader / Date



Naturalist Badge

Name: _____

Do **Four** of These:

1. Keep an "insect zoo" that you have collected. You might have crickets, ants, or grasshoppers. Study for a while and then release them.

(Leader Aprvl)

2. Set up an aquarium or terrarium. Keep it for at least a month.

(Leader Aprvl)

3. Visit a museum of natural history, nature center, or zoo with your family, den, or pack. Tell what you saw.

1 _____	5 _____
2 _____	6 _____
3 _____	7 _____
4 _____	8 _____

(Leader Aprvl)

4. Watch for birds in your yard, neighborhood, or town for one week. Identify the birds you see and write down where and when you saw them.

Birds I saw:	Where:	Date & Time
_____	_____	_____
_____	_____	_____
_____	_____	_____
_____	_____	_____
_____	_____	_____
_____	_____	_____
_____	_____	_____

(Leader Aprvl)

5. Learn about the bird flyways closest to your home. Find out which birds use these flyways.

(Leader Aprvl)

6. Learn to identify poisonous plants and venomous reptiles found in your area.

(Leader Aprvl)

7. Watch six wild animals (snakes, turtles, fish, birds, or mammals) in the wild. Describe the kind of place (forest, field, marsh, yard, or park) where you saw them. Tell what they were doing.

1) I saw a _____ I saw it in a _____

It was doing: _____

2) I saw a _____ I saw it in a _____

It was doing: _____

3) I saw a _____ I saw it in a _____

It was doing: _____

4) I saw a _____ I saw it in a _____

It was doing: _____

5) I saw a _____ I saw it in a _____

It was doing: _____

6) I saw a _____ I saw it in a _____

It was doing: _____

(Leader Aprvl)

8. Give examples of:

- in the food chain of an ecosystem:

A producer:

A consumer:

A decomposer:

(Leader Aprvl)

- One way humans have changed the balance of nature

(Leader Aprvl)

- How you can help protect the balance nature

(Leader Aprvl)

The Webelos Scout has completed all the requirements for this badge:

(Counselor or) Webelos Den Leader / Date



Outdoorsman Badge

Name: _____

Do **Five** of These:

1. Show your ability to tie the following knots:

- Square knot

(Leader Aprvl)

- Bowline

(Leader Aprvl)

- Clove hitch

(Leader Aprvl)

- Two half hitches

(Leader Aprvl)

- Taut-line hitch

(Leader Aprvl)

2. Pitch a tent using two half hitches and a taut-line hitch. Make a ground bed. Sleep in your tent for at least one night, if you parent allows you to do this.

(Leader Aprvl)

3. With your adult partner, take part in a Webelos overnighter or camp overnight with a Boy Scout troop.

(Leader Aprvl)

4. Help with a two –night campout away from home with your family. Or go on two one-night campouts with your family.

(Leader Aprvl)

5. With your family or Webelos den, plan and take part in an evening outdoor activity that includes a campfire.

(Leader Aprvl)

6. Help cook your own lunch or supper out doors with a parent or another adult. Clean up afterwards.

(Leader Aprvl)

7. Know and practice the rules of outdoor fire safety.

(Leader Aprvl)

8. Visit a nearby Boy Scout camp with your den.

(Leader Aprvl)

The Webelos Scout has completed all the requirements for this badge:

(Counselor or) Webelos Den Leader / Date